



FP+ RESERVE ACCESS TO SOME OF YOUR MUST-DO FUN!
Select up to three FastPass+ experiences by visiting a FastPass+ kiosk identified on the map with FP+. Once you redeem your initial selections, return for information about availability and selecting additional experiences.

Oasis

- Animal Highlights:** Babirusa Spoonbill
- 1 **The Oasis Exhibits** Roam tropical garden pathways — home to exotic animal exhibits.
 - 2 **Rainforest Cafe** BLD \$\$ Omelettes, waffles, French toast, burgers, ribs and pasta. *Note: Entrances both inside and outside the Park.*
 - 3 **Garden Gate Gifts** Camera supplies and Park souvenirs.

Discovery Island

- Animal Highlights:** Otter Porcupine Cotton-top Tamarin Red Kangaroo
- 4 **Wilderness Explorers** Become a Wilderness Explorer by completing challenges and earning badges as you work your way around the Park! Interactive adventure. At your own pace. Additional starting locations can be found on Discovery Island and in Africa, Rafiki's Planet Watch®, Asia and Dinoland U.S.A.®
 - 5 **It's Tough to be a Bug!** FP+ 1 RC AED Discover what it's like to be a bug in this 3-D film inspired by the Disney•Pixar film, "A Bug's Life." Some creepy-crawly moments in the dark.
 - 6 **Discovery Island Trails** Stroll along tranquil pathways and discover the many animals around the Tree of Life®.
 - 7 **Adventurers Outpost** FP+ Meet Mickey and Minnie in their exploration headquarters.
 - 8 **Eight Spoon Café** S \$ Pasta and pretzels.
 - 9 **The Smiling Crocodile** S \$ Salads and lemonades.
 - 10 **Flame Tree Barbecue** LD \$ Smoked barbecue ribs, chicken, freshly tossed salads and turkey legs.
 - 11 **Isle of Java** S \$ Coffees, pastries, frozen beverages and soda.
 - 12 **Pizzafari** Hosted by Smucker's® LD \$ Pizzas, salads and sandwiches.
 - 13 **Creature Comforts** S \$ Starbucks® espresso, Artisan breakfast sandwiches and house-made Disney pastries.
 - 14 **Terra Treats** S \$ Allergy-friendly snacks and information on special dietary options throughout the Park.
 - 15 **Island Mercantile** One-stop shopping destination for Disney Character gifts and Park souvenirs.

- 16 Disney Outfitters** Disney Character and Africa-inspired apparel and accessories.
- Africa**
- Animal Highlights:** Elephant Lion Gorilla Giraffe Hippopotamus Colobus Monkey Zebra
- 17 **Festival of the Lion King** FP+ 1 HC AED Come inside and experience the pageantry and puppetry of this big-as-Broadway show. 30 minutes. See Times Guide.
 - 18 **Kilimanjaro Safaris** FP+ 1 2 CC AED Take a safari ride through the lush African savanna to search for lions, elephants, giraffes and more. 22 minutes.
 - 19 **Pangani Forest Exploration Trail** 1 2 AED Walk through a tropical forest inhabited by African wildlife — including gorillas, hippos and exotic birds.
 - 20 **Wildlife Express Train** 1 2 HC Board a rustic locomotive that travels behind-the-scenes from Harambe, Africa to Rafiki's Planet Watch. Trains leave every 5–7 minutes.
 - 21 **Harambe Fruit Market** Hosted by Ocean Spray® Craisins® brand S \$ Assorted fruit, beverages and snacks.
 - 22 **Harambe Market** LD \$ Inspired African-style ribs, chicken, sausages, corn dogs, African wine and beer.
 - 23 **Tamu Tamu Refreshments** S \$ Dole Whip® Soft-serve Ice Cream, desserts and ice cream sundaes.
 - 24 **Dawa Bar** \$ Cocktails, wine, domestic and African beer.
 - 25 **Donald's Dining Safari at Tusker House Restaurant** Breakfast hosted by Kellogg's® AED B \$ LD \$\$\$ Character buffet with Donald and friends. B: American cuisine; LD: African-flavored cuisine.
 - 26 **Kusafiri Coffee Shop & Bakery** SB \$ Breakfast sandwiches, pastries and coffee.
 - 27 **Mombasa Marketplace** African-inspired artwork, carvings and drums.
 - 28 **Zuri's Sweets Shop** Tasty treats, snacks and African-inspired home items.

Rafiki's Planet Watch

- Animal Highlights:** Boa Tarantula
- 29 **Wildlife Express Train** 1 2 HC AED Board a rustic locomotive that travels behind-the-scenes from Rafiki's Planet Watch to Harambe, Africa. Trains leave every 5–7 minutes.
 - 30 **Habitat Habit!** 1 See cotton-top tamarin monkeys and learn how you can share the world with animals at this outdoor discovery trail.
 - 31 **Conservation Station** 1 Experience animal encounters, interact with a variety of exhibits, and view our veterinary facilities.
 - 32 **Affection Section** 1 2 Meet a variety of animals at our petting yard that features a number of rare, domesticated breeds.

Asia

- Animal Highlights:** Tiger Bat Gibbon Komodo Dragon
- 33 **Flights of Wonder** FP+ 1 2 Relax in a shaded theatre, and watch exotic birds display their guile and grace in this inspirational, educational show. 25 minutes. See Times Guide.
 - 34 **Maharajah Jungle Trek** 1 2 Embark on a self-guided walking tour of Southeast Asia, home to tigers, bats and a Komodo dragon.
 - 35 **Kali River Rapids** FP+ 1 2 38"/97 cm. AED Travel through the turbulent rivers of a jungle landscape on this wet raft ride.
 - 36 **Expedition Everest—Legend of the Forbidden Mountain** FP+ 1 2 44"/112 cm. AED Ride a speeding train through the Himalayan mountains while avoiding the clutches of the Yeti.
 - 37 **Caravan Road** LD \$ Asian-inspired vegetarian offerings. Open seasonally.
 - 38 **Mr. Kamal's** LD \$ Vegetarian and Indian-inspired offerings.
 - 39 **Warung Outpost** S \$ Margaritas, beer, pretzels and frozen beverages.
 - 40 **Yak & Yeti™ Restaurant** LD \$ \$ Pan-Asian cuisine with honey chicken, miso salmon and tempura shrimp.

- 41 **Yak & Yeti™ Local Food Cafes** LDS \$ Honey chicken, Asian chicken sandwich, teriyaki beef bowl and ginger chicken salad.
- 42 **Yak & Yeti™ Quality Beverages** S \$ Asian chicken sandwiches, mandarin chicken salads and assorted beverages.
- 43 **Anandapur Ice Cream Truck** S \$ Soft-serve ice cream treats.
- 44 **Thirsty River Bar & Trek Snacks** S \$ Specialty cocktails, frozen beverages, ice cream treats and pastries.
- 45 **Serka Zong Bazaar Expedition Everest** souvenirs, apparel and Yeti toys.

DinoLand U.S.A.

- Animal Highlights:** American Crocodile
- 46 **The Boneyard** 1 Explore and have fun at this dinosaur dig-site playground.
 - 47 **Fossil Fun Games** 1 Play carnival-style games in the heart of DinoLand U.S.A.
 - 48 **Finding Nemo—The Musical** FP+ 1 2 RC 1 2 AED Step inside to help find Nemo in this must-"sea" adventure of spectacular music and stunning puppetry. 40 minutes. See Times Guide.
 - 49 **Primeval Whirl** FP+ 1 2 48"/122 cm. Spin and slide through curves and drops on this time-machine coaster.
 - 50 **TriceraTop Spin** 1 2 Fly high on a friendly dinosaur above DinoLand U.S.A.
 - 51 **DINOSAUR** FP+ 1 2 40"/102 cm. AED Take off on a rip-roaring prehistoric tour in the dark to save a dinosaur from extinction.
 - 52 **Restaurantosaurus** LD \$ Angus burgers, sandwiches, hot dogs and tossed salads.
 - 53 **Dino-Bite Snacks** S \$ Häagen-Dazs® Ice Cream treats and chips.
 - 54 **Trilo-Bites** LD \$ Buffalo chicken sandwich, sundaes and ice cream floats.
 - 55 **Dino Diner** S \$ Nachos, nuts and beer.
 - 56 **Chester & Hester's Dinosaur Treasures** Snacks, toys and Disney Character souvenirs.
 - 57 **The Dino Institute Shop** Dinosaur-inspired toys and youth apparel.

Special Considerations for Attractions
SAFETY: Please abide by all safety warnings and notices.

- 1 Supervise children at all times. Children under age 7 years must be accompanied by a person age 14 years or older.
- 2 For your safety while on attractions, remain seated with hands, arms, feet and legs inside the vehicle. Supervise children.

Physical considerations on designated attractions:
WARNING! For safety, you should be in good health and free from high blood pressure, heart, back or neck problems, motion sickness, or other conditions that could be aggravated by this adventure. Expectant mothers should not ride.

LEGEND

- Symbols on Map**
- Amenities**
- 1 Accessible Restrooms
 - 2 Companion Restrooms
 - 3 First Aid® Presented by Florida Hospital
 - 4 EpiPen® (epinephrine injection) Auto-Injector
 - 5 Guest Relations
 - 6 ATMs Presented by Chase
 - 7 Automated External Defibrillators
 - 8 Smoking Locations
 - 9 Baby Care Center
 - 10 Stroller and Wheelchair Rentals
- Locker Rentals**
- Service Animal Relief Areas**
- Disney PhotoPass® Photographers**
- Memory Maker Sales Center**
- Nikon® Picture Spot**
- Park Information**
- 1 Character Greetings
 - 2 Disney Vacation Club® Information Center
 - 3 FastPass+ kiosks available in English, Spanish and Portuguese.
- *Emergency services available by calling 911.*

Symbols in List

- Attraction/Show Considerations**
- FP+ FastPass+ experience
 - 1 Single Rider Queue
 - 2 Physical Considerations
 - 3 Minimum Height Requirement
 - 4 May be frightening for children
 - 5 May remain in wheelchair/ECV
 - 6 Must transfer from wheelchair/ECV
 - 7 Must transfer to standard wheelchair
 - 8 Reflective Captioning
- Devices Available at Guest Relations**
- 1 Sign Language (available Tuesdays and Saturdays)
 - 2 Automated External Defibrillators
 - 3 Animal Highlights
 - 4 Assistive Listening
 - 5 Handheld Captioning
 - 6 Video Captioning
 - 7 Audio Description
- Shopping**

Dining

All dining locations listed accept the Disney Dining Plan.

Reservations recommended. Call 407-WDW-DINE (939-3463).

B - Breakfast L - Lunch
D - Dinner S - Snack

\$ = \$14.99 and less per adult
\$\$ = \$15–\$29.99 per adult
\$\$\$ = \$30–\$59.99 per adult
See disneydiningpricinginfo.com for pricing details.

Tips & Information

GUEST RELATIONS

Please visit Guest Relations, located inside the Park entrance for:

- Questions and Concerns
- Ticket Upgrades
- Separated Guest Assistance
- Lost and Found
- Services for Guests with Disabilities



Services for International Guests are available at Guest Relations.

Los Servicios para huéspedes internacionales están disponibles en la oficina de Guest Relations.

Des services pour les visiteurs internationaux sont disponibles au Guest Relations.

Serviços para visitantes internacionais estão disponíveis no Guest Relations.

Dienste für internationale Gäste sind bei der Guest Relations erhältlich.

ゲストリレーションにて世界各国からのゲストの皆様向けのサービスをご案内しております。




DISNEY WILD ABOUT SAFETY®

TIPS As Timon and Pumbaa would say, "Watch over your herd!" Download the Disney Wild About Safety mobile app or visit disneywildaboutsafety.com for more safety tips and fun games.



Be a Conservation Hero Join us in supporting wildlife efforts around the world by contributing wherever you see the Disney Conservation Fund symbol.



The Walt Disney Company is dedicated to providing exceptional animal care and a significant commitment to wildlife conservation.



Please look for the recycling containers throughout the Park and join us in our commitment to the environment.





Please do not feed the birds or other animals, and do not throw objects (including coins) into the water.

LEAVING THE PARK? All Guests who wish to leave the Park and return later in the day may do so by presenting their original admission media.

- To get to **Disney's Animal Kingdom Theme Park parking lot**, take a Parking Tram located outside the front of the Park.
- To get to **Magic Kingdom® Park, Epcot® or Disney's Hollywood Studios®**, take a Bus located outside the front of the Park.
- To get to **Disney Springs™**, take a Bus to any *Disney Resort* hotel, and then another Bus to the *Disney Springs*.
- To get to **Disney's Typhoon Lagoon Water Park** before 2:00pm, take a Bus to any *Disney Resort* hotel, and then another Bus to *Disney Springs* and *Disney's Typhoon Lagoon Water Park*. After 2:00pm, take a Bus to *Epcot*, and then another Bus to *Disney's Typhoon Lagoon Water Park*.
- To get to **Disney's Blizzard Beach Water Park**, take a Bus to any *Disney Resort* hotel, and then a Bus to *Disney's Blizzard Beach Water Park*.
- To get to all **Disney Resort hotels**, take a Bus located outside the front of the Park.



ANIMAL KINGDOM



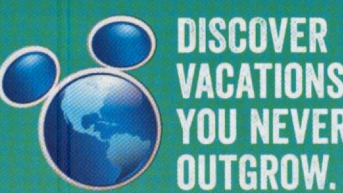
Get every moment from A to Zebra

Disney PhotoPass® Service lets you capture your vacation memories in great photos – and get everyone in the shot! When you purchase Memory Maker you get unlimited digital downloads of all your memories, including select attraction photos and video, plus extras like Animated Magic Shots. All for one price!



Purchase Memory Maker today at Disney Outfitters on *Discovery Island®* (across from It's Tough to be a Bug!®).

©Disney
Memory Maker includes photos taken during the Memory Maker window and linked to the Memory Maker guest's Disney account. A Magic Band is required to receive certain attraction photos and other digital content. Photos and other digital content will expire pursuant to the expiration policy at <https://mydisneyphotopass.disney.go.com/help-and-support>.
Valid theme park admission required for certain photo locations. Memory Maker is subject to Memory Maker terms and, if applicable, Family & Friends terms at <http://disneyworld.disney.go.com/media/park-experience-terms-and-conditions.html>. Not responsible for missing, lost or damaged photos.



Disney Vacation Club®
Look for the *Disney Vacation Club* icon on your map.



Payment Options

Walt Disney World® Resort accepts Disney Visa® Cards, *Disney Rewards®* Redemption Card, Disney Gift Card, Visa®, MasterCard®, Discover®, American Express®, Diners Club®, JCB®, traveler's checks, cash and Disney Dollars.



English

GUIDEMAP



Download the *My Disney Experience* app from an app store or by scanning this code to access real-time Park information (details inside). Or visit MyDisneyExperience.com on your mobile browser.

Follow @WDWToday and Tweet with us!

ADVENTURE AWAITS



ADVENTURERS OUTPOST FP+

Meet Mickey and Minnie! Stop by Adventurers Outpost (7 on the map) and meet the globetrotting couple as they prepare for their next expedition.

Also, be sure to examine some of the exotic mementos they've collected during their travels!



WILD AFRICA TREK

Experience up close and personal encounters with African wildlife species on this privately guided expedition through the Safi River Valley at *Disney's Animal Kingdom®* Theme Park! This three-hour safari trek provides exclusive views of animals and a 30-minute stop where you will enjoy African-inspired food samplings.

For more details, or to book this separately priced adventure, visit *Guest Relations* or call 407-939-8687.



Looking for animals?

Available at the Park's Main Entrance and most Merchandise locations, the *Disney's Animal Kingdom* Theme Park Animal Guide will help you discover the many unique animal experiences located throughout the Park.

SHOPPING

While at *Disney's Animal Kingdom* Theme Park, you'll have a wild time shopping for souvenirs and keepsakes to commemorate your adventure. Keep your eyes open and you'll spot authentic African artwork such as carvings, baskets, masks and jewelry. You'll also find traditional souvenirs like apparel, toys, ear hats, Disney Pins and more!

Merchandise Package Delivery and Pickup

Instead of carrying your purchases all day, have them delivered to the stroller and wheelchair rental location near the Main Entrance and pick them up as you exit the Park. Please allow three hours for delivery to the front of the Park. If you prefer, have your purchases delivered directly to your *Disney Resort* hotel. See a *Merchandise Cast Member* for more details.

DINING

Dining Reservations Table-Service restaurants book quickly, so please make reservations through the *My Disney Experience* app, at disneyworld.com/dine, by calling 407-WDW-DINE (939-3463), or for additional assistance by visiting any *Guest Relations* location. Most reservations must be canceled at least one day prior to the date of your reservation or a per person cancellation charge will be incurred (policies and charges vary by location; please confirm before finalizing your reservation).

Mickey Check

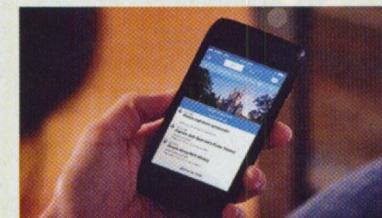
Look for the Mickey Check on menus throughout the *Walt Disney World®* Resort for kids' meals and other items that meet *Disney Nutrition Guidelines*. For more information, please visit disneymickeycheck.com.

For special dietary needs, please see a restaurant manager or chef. For information on allergy-friendly food options throughout the Park, please visit *Terra Treats* (14 on the Guidemap) located on *Discovery Island®*.


Select, Reserve, Go, Repeat!

Save time with **DisneyFastPass+**

With *Disney FastPass+®* service, you can reserve access to some must-do fun and even make changes on the go with the *My Disney Experience* app**.



Select up to three *Disney FastPass+* experiences in one Theme Park per day.



Head to your chosen *FastPass+* experience entrances with your *MagicBand* or card during your designated arrival windows.



Visit a *FastPass+* kiosk after you redeem your initial selections to reserve additional experiences.

To get started, download the *My Disney Experience* app for free or look for this icon on the map and go! **FP+**

You can also visit MyDisneyExperience.com on your mobile browser. Wi-Fi is available in most areas.
*Valid Theme Park admission and online registration required. *Disney FastPass+* attractions and entertainment experiences, the number of selections you can make and available arrival windows are limited. **Availability subject to handset limitations and features may vary by handset or service provider. Message, data and roaming rates may apply. Coverage not available everywhere. If you're under 18, get your parent's permission first.